

Signify Classified - Internal  
Cooper Lighting Solutions Photometric Lab  
1121 Highway 74 South  
Peachtree City, GA 30269



Scaled data based on original data using  
LM-79-08 Approved Method: Electrical and Photometric Measurements of Solid-  
State Lighting Products

Test Report Prepared for  
Cooper Lighting Solutions  
(formerly Eaton)

Brand: INVUE

Report Number: P868579

Luminaire Tested: **EMM2-HTN-SA1B-750-U-T3-HSS**

Issue Date: 08/22/2024



**Test Information**

Test Method: LM-79-08  
Report Number: P868579  
Test Lab: INNOVATION CENTER(G3)  
Issue Date: 08/22/2024  
Manufacturer: COOPER LIGHTING SOLUTIONS (FORMERLY EATON)  
Product Line: INVUE  
Catalog Number: EMM2-HTN-SA1B-750-U-T3-HSS  
Description: EPIC MODERN TALL HOUSING DISCRETE LED ARRAYS 60W 70CRI 5000K  
FITXURE w/ TYPE III DISTRIBUTION OPTIC AND HOUSE SIDE SHIELD  
Light Source: (10) 5000K CCT, 70 CRI LEDS  
Ballast/Driver: ELECTRONIC DRIVER

**Summary**

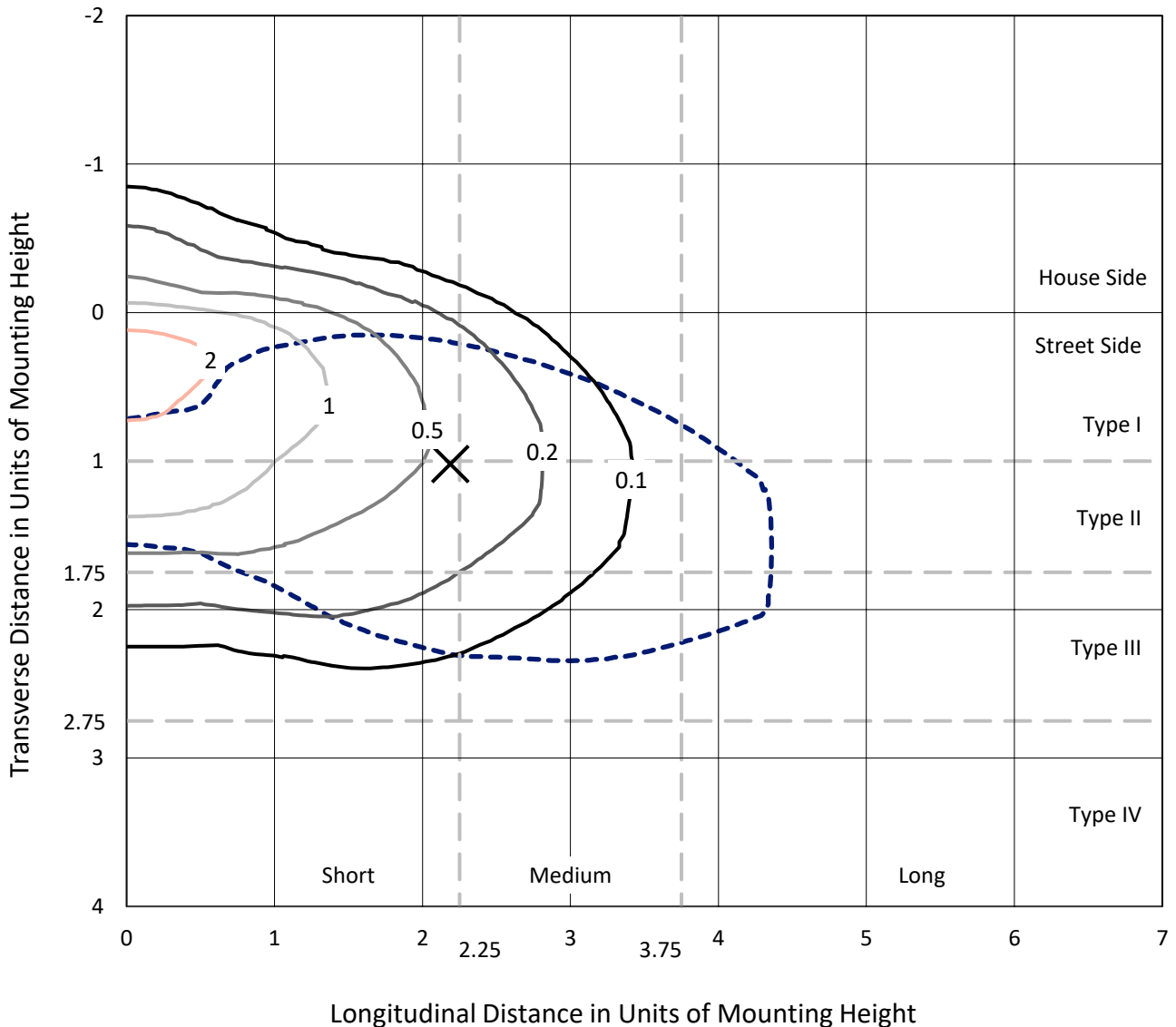
Lumens per Lamp: N/A  
Luminaire Lumens: 4312.5 lumens  
Efficiency: N/A  
Efficacy: 98.0 lumens/watt  
Luminous Opening: Rectangular (W 0.33' x L: 0.33' x H: 0')  
IES Classification: Type III - Short  
BUG Rating: B0 - U0 - G1

Input Watts (W): 44  
Input Voltage (V): 120  
Input Current (Ain): NR  
Voltage Rise (V): NR  
Power Factor: 0.99  
Total Harmonic Distortion (THDi): 6.91%  
Frequency (hertz): 60  
Stabilization Time: NR  
Operation Time: NR  
Ambient Temperature (°C): NR  
Test Distance: 24 FT

REPORT NUMBER: P868579  
 CATALOG NUMBER: EMM2-HTN-SA1B-750-U-T3-HSS

### Iso-Footcandle Lines of Horizontal Illumination

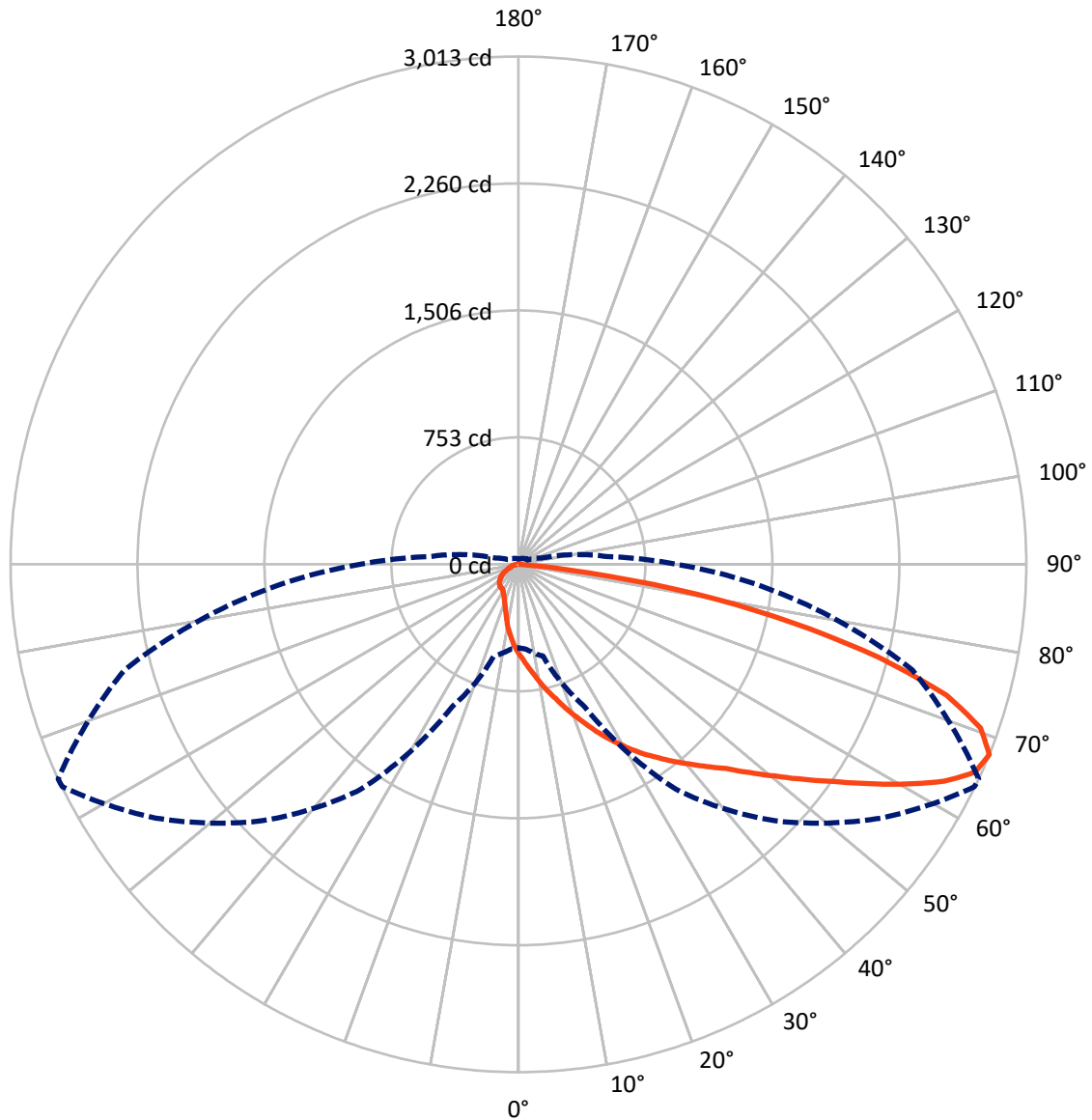
✕ Max cd  
 - - - 1/2 Max cd



Based on 20 foot mounting height. Maximum calculated value = 2.5 fc  
 Type III - Short - N/A

REPORT NUMBER: P868579  
CATALOG NUMBER: EMM2-HTN-SA1B-750-U-T3-HSS

### Luminous Intensity Polar Plot



— Vertical Plane Through 65-Deg Lateral    - - - Horizontal Cone Through 67.5-Deg Vertical

REPORT NUMBER: P868579  
 CATALOG NUMBER: EMM2-HTN-SA1B-750-U-T3-HSS

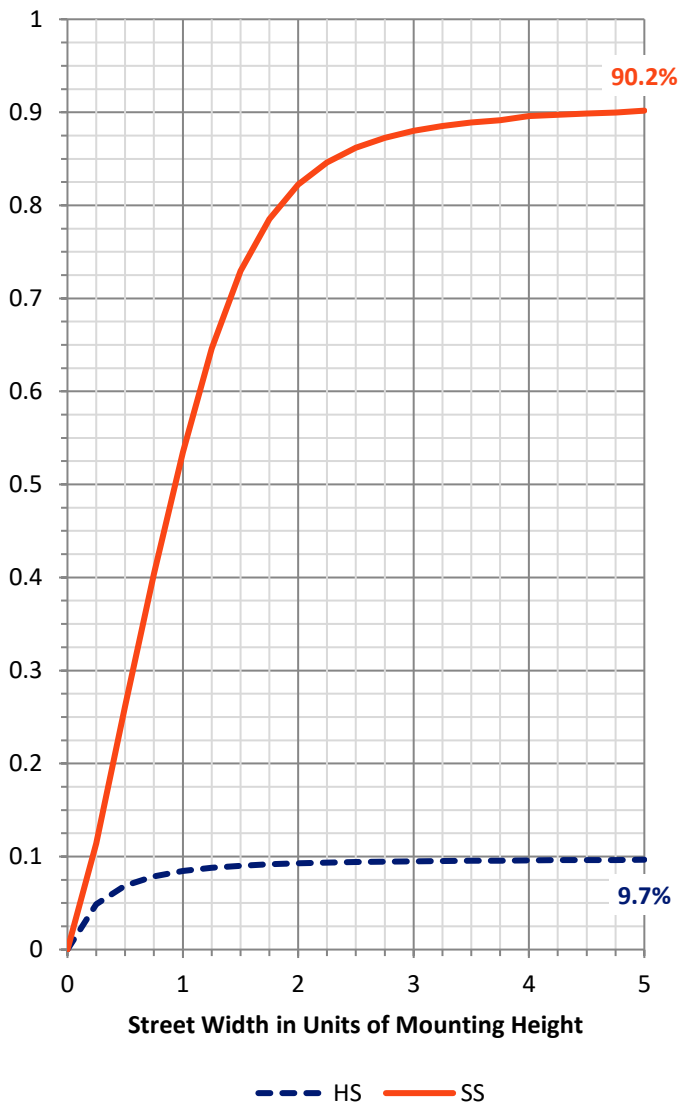
**FLUX DISTRIBUTION:**

		Downward	Upward	Total
<b>House Side</b>	Lumens	419.7	0.0	419.7
	% Fixture	9.7	0.0	9.7
<b>Street Side</b>	Lumens	3892.8	0.0	3892.8
	% Fixture	90.3	0.0	90.3
<b>Total</b>	Lumens	4312.5	0.0	4312.5
	% Fixture	100.0	0.0	100.0

**ZONAL LUMENS:**

Zone	Lumens	% Fixture
0°-10°	52.1	1.2
10°-20°	173.0	4.0
20°-30°	314.9	7.3
30°-40°	487.4	11.3
40°-50°	736.8	17.1
50°-60°	958.5	22.2
60°-70°	945.6	21.9
70°-80°	575.6	13.3
80°-90°	68.4	1.6
90°-100°	0.0	0.0
100°-110°	0.0	0.0
110°-120°	0.0	0.0
120°-130°	0.0	0.0
130°-140°	0.0	0.0
140°-150°	0.0	0.0
150°-160°	0.0	0.0
160°-170°	0.0	0.0
170°-180°	0.0	0.0
0°-90°	4312.5	100.0
0°-180°	4312.5	100.0

**Coefficient of Utilization**

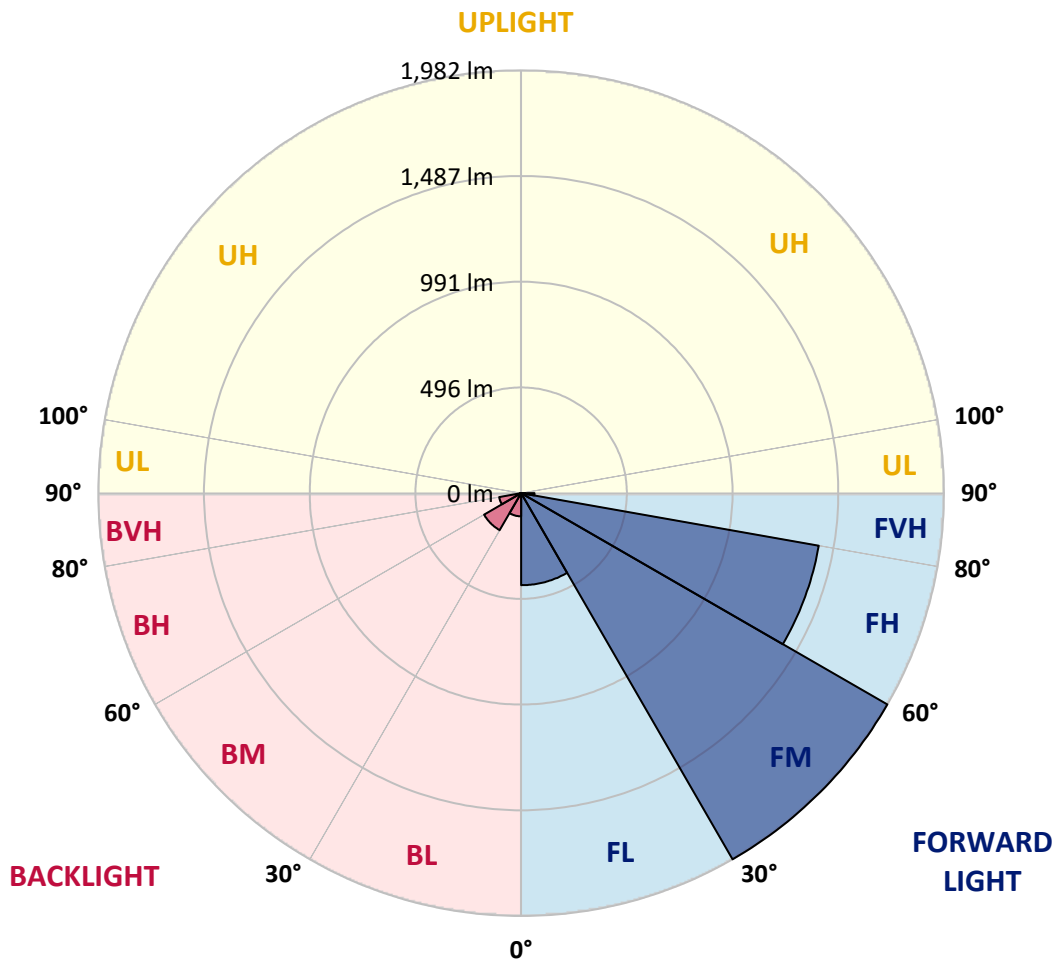


REPORT NUMBER: P868579  
 CATALOG NUMBER: EMM2-HTN-SA1B-750-U-T3-HSS

**LUMINAIRE CLASSIFICATION SYSTEM LUMEN TABLE AND BUG RATING:**

Zone		Lumens	% Fixture	Zone Rating/Lumen Limit		
				B	U	G
FL	(0°-30°)	431.5	10.0			
FM	(30°-60°)	1982.0	46.0			
FH	(60°-80°)	1416.7	32.9			G1/1800
FVH	(80°-90°)	62.5	1.5			G1/100
BL	(0°-30°)	108.6	2.5	B0/110		
BM	(30°-60°)	200.7	4.7	B0/220		
BH	(60°-80°)	104.5	2.4	B0/110		G0/110
BVH	(80°-90°)	5.9	0.1			G0/10
UL	(90°-100°)	0.0	0.0		U0/0	
UH	(100°-180°)	0.0	0.0		U0/0	

**BUG Rating: B0-U0-G1**  
 Type III Short





REPORT NUMBER: P868579

CATALOG NUMBER: EMM2-HTN-SA1B-750-U-T3-HSS

**CANDELA DISTRIBUTION (FULL):**

	0°	5°	15°	25°	35°	45°	55°	64°	65°	75°	85°
0°	532.9	532.9	532.9	532.9	532.9	532.9	532.9	532.9	532.9	532.9	532.9
2.5°	622.7	617.8	621.5	612.9	603.0	595.7	580.9	568.6	567.3	555.0	541.5
5°	742.1	726.1	727.3	710.1	689.2	667.0	643.7	612.9	612.9	583.3	552.6
7.5°	849.2	846.7	835.6	808.6	783.9	749.5	706.4	667.0	658.4	612.9	564.9
10°	952.6	948.9	939.0	918.1	876.3	838.1	783.9	724.9	713.8	648.6	579.7
12.5°	1035.0	1036.2	1025.2	1007.9	971.0	925.5	854.1	780.3	770.4	683.0	594.4
15°	1107.6	1106.4	1103.9	1089.2	1053.5	1011.6	927.9	841.8	825.8	720.0	609.2
17.5°	1163.0	1160.5	1155.6	1143.3	1126.1	1085.5	1005.5	907.0	893.5	763.0	626.4
20°	1179.0	1177.8	1177.8	1186.4	1179.0	1154.4	1083.0	974.7	959.9	808.6	649.8
22.5°	1208.5	1207.3	1206.1	1214.7	1219.6	1217.2	1155.6	1043.6	1030.1	861.5	679.3
25°	1246.7	1244.2	1240.5	1249.1	1255.3	1270.1	1228.2	1124.8	1108.9	923.0	708.9
27.5°	1297.1	1299.6	1294.7	1293.5	1293.5	1302.1	1292.2	1197.5	1182.7	982.1	743.3
30°	1363.6	1367.3	1358.7	1352.5	1341.5	1340.2	1342.7	1278.7	1257.8	1046.1	779.0
32.5°	1428.8	1432.5	1427.6	1419.0	1390.7	1379.6	1389.4	1347.6	1334.1	1116.2	824.6
35°	1481.7	1490.4	1490.4	1473.1	1433.8	1427.6	1443.6	1415.3	1405.4	1198.7	878.7
37.5°	1553.1	1558.1	1553.1	1521.1	1471.9	1479.3	1503.9	1486.7	1480.5	1287.3	942.7
40°	1705.7	1711.9	1679.9	1603.6	1524.8	1533.4	1576.5	1566.7	1556.8	1374.7	1001.8
42.5°	1918.6	1903.9	1897.7	1727.9	1606.0	1601.1	1655.3	1641.7	1640.5	1463.3	1055.9
45°	2058.9	2063.9	2033.1	1871.9	1777.1	1684.8	1742.7	1737.7	1727.9	1553.1	1121.2
47.5°	2156.2	2145.1	2068.8	1991.3	2009.7	1794.3	1839.9	1852.2	1846.0	1655.3	1201.2
50°	2196.8	2185.7	2135.2	2083.6	2105.7	1919.9	1939.6	1980.2	1974.0	1758.7	1268.8
52.5°	2146.3	2132.8	2136.5	2150.0	2138.9	2018.3	2062.6	2126.6	2119.2	1879.3	1347.6
55°	1825.1	1860.8	1998.6	2136.5	2132.8	2093.4	2194.3	2287.9	2273.1	2004.8	1415.3
57.5°	1471.9	1491.6	1666.4	2039.3	2113.1	2156.2	2344.5	2460.1	2455.2	2130.3	1476.8
60°	1170.4	1191.3	1324.2	1837.4	2067.6	2221.4	2498.3	2650.9	2646.0	2257.1	1521.1
62.5°	930.4	930.4	1048.5	1547.0	1980.2	2259.5	2620.1	2842.9	2834.3	2359.2	1532.2
65°	669.5	678.1	766.7	1244.2	1838.6	2249.7	2679.2	2979.5	2974.6	2417.1	1508.8
67.5°	494.7	504.6	563.7	932.9	1629.4	2151.2	2625.1	3010.3	3012.7	2418.3	1432.5
70°	386.4	388.9	433.2	648.6	1335.3	1932.2	2422.0	2908.1	2908.1	2358.0	1319.3
72.5°	294.1	296.6	334.7	441.8	983.3	1597.4	2118.0	2637.4	2655.8	2198.0	1151.9
75°	227.7	232.6	258.4	317.5	616.6	1135.9	1740.2	2159.9	2210.3	1887.9	948.9
77.5°	176.0	180.9	201.8	232.6	359.4	700.3	1223.3	1614.7	1660.2	1486.7	732.3
80°	141.5	144.0	157.5	174.8	217.8	360.6	747.0	1060.9	1074.4	1010.4	484.9
82.5°	65.2	70.1	84.9	96.0	108.3	167.4	318.7	392.6	409.8	401.2	199.4
85°	7.4	7.4	8.6	9.8	11.1	17.2	22.2	19.7	19.7	23.4	20.9
87.5°	0.0	0.0	0.0	1.2	2.5	2.5	3.7	3.7	3.7	3.7	3.7
90°	0.0	0.0	0.0	0.0	0.0	0.0	0.0	0.0	0.0	0.0	0.0



REPORT NUMBER: P868579

CATALOG NUMBER: EMM2-HTN-SA1B-750-U-T3-HSS

**CANDELA DISTRIBUTION (continued):**

	90°	95°	105°	115°	125°	135°	145°	155°	165°	175°	180°
0°	532.9	532.9	532.9	532.9	532.9	532.9	532.9	532.9	532.9	532.9	532.9
2.5°	534.1	525.5	509.5	496.0	483.7	471.4	465.2	450.4	446.7	449.2	440.6
5°	536.6	519.4	486.1	455.4	429.5	404.9	384.0	361.8	356.9	349.5	345.8
7.5°	540.3	514.4	462.7	414.7	375.4	339.7	313.8	296.6	283.1	279.4	278.1
10°	545.2	508.3	436.9	376.6	322.4	285.5	262.1	249.8	244.9	241.2	242.4
12.5°	548.9	502.1	412.3	333.5	280.6	247.4	236.3	226.4	224.0	222.8	222.8
15°	553.8	496.0	382.7	295.4	244.9	225.2	214.1	210.4	210.4	209.2	209.2
17.5°	560.0	491.0	358.1	265.8	224.0	205.5	200.6	195.7	195.7	195.7	194.4
20°	572.3	488.6	336.0	241.2	205.5	193.2	185.8	182.1	180.9	179.7	179.7
22.5°	584.6	488.6	311.4	222.8	193.2	179.7	172.3	168.6	167.4	167.4	167.4
25°	601.8	487.4	291.7	206.8	182.1	166.1	158.8	155.1	152.6	152.6	151.4
27.5°	621.5	487.4	274.4	194.4	169.8	153.8	145.2	141.5	137.8	137.8	136.6
30°	641.2	489.8	259.7	184.6	157.5	142.8	131.7	126.8	124.3	123.1	123.1
32.5°	667.0	497.2	249.8	177.2	146.5	131.7	120.6	115.7	113.2	112.0	112.0
35°	706.4	515.7	251.1	173.5	139.1	121.8	110.8	104.6	103.4	103.4	102.1
37.5°	748.3	532.9	254.8	171.1	131.7	114.5	103.4	97.2	96.0	96.0	96.0
40°	783.9	547.7	259.7	169.8	125.5	107.1	97.2	92.3	89.8	89.8	89.8
42.5°	819.6	556.3	260.9	166.1	121.8	100.9	92.3	87.4	84.9	86.1	86.1
45°	855.3	562.4	257.2	161.2	118.1	96.0	87.4	82.5	80.0	80.0	80.0
47.5°	898.4	576.0	251.1	153.8	115.7	92.3	82.5	77.5	76.3	76.3	76.3
50°	941.5	587.0	246.1	145.2	109.5	87.4	78.8	72.6	71.4	71.4	71.4
52.5°	977.2	592.0	240.0	134.1	103.4	82.5	73.8	67.7	65.2	65.2	65.2
55°	1004.2	593.2	231.4	125.5	94.8	77.5	68.9	62.8	60.3	59.1	59.1
57.5°	1026.4	592.0	222.8	116.9	87.4	71.4	62.8	57.8	54.2	52.9	52.9
60°	1038.7	588.3	210.4	105.8	77.5	65.2	57.8	51.7	49.2	48.0	48.0
62.5°	1031.3	578.4	193.2	88.6	70.1	59.1	52.9	48.0	44.3	43.1	43.1
65°	996.9	558.7	171.1	72.6	62.8	52.9	48.0	43.1	38.2	36.9	36.9
67.5°	936.6	525.5	141.5	61.5	57.8	48.0	43.1	38.2	34.5	32.0	32.0
70°	852.9	481.2	110.8	52.9	51.7	44.3	39.4	34.5	30.8	28.3	28.3
72.5°	733.5	408.6	82.5	45.5	45.5	40.6	35.7	32.0	28.3	25.8	25.8
75°	593.2	308.9	62.8	41.8	40.6	36.9	32.0	28.3	25.8	23.4	23.4
77.5°	433.2	205.5	51.7	38.2	38.2	33.2	29.5	25.8	23.4	22.2	22.2
80°	263.4	118.1	36.9	29.5	29.5	28.3	24.6	22.2	20.9	18.5	17.2
82.5°	107.1	45.5	19.7	14.8	14.8	13.5	8.6	7.4	7.4	7.4	6.2
85°	11.1	7.4	4.9	3.7	3.7	3.7	2.5	2.5	2.5	2.5	2.5
87.5°	3.7	3.7	2.5	2.5	2.5	2.5	1.2	1.2	1.2	1.2	1.2
90°	0.0	0.0	0.0	0.0	0.0	0.0	0.0	0.0	0.0	0.0	0.0



LM-79-2019: Approved Method: Electrical and Photometric Measurements of Solid-  
State Lighting Products

Report Prepared for

Cooper Lighting Solutions

Streetworks

Report Number: SP1-2407-157-6

Test Date: 08/07/2024

Luminaire Tested: MEM2-HTN-SA-40-750-U-5WQ-2

Data in this report applies to families of products including MEM2-HTN-SA-40-750-U-5WQ-2

**Test Information**

Test Method: LM-79-2019  
 Report Number: SP1-2407-157-6  
 Test Lab: COOPER LIGHTING SOLUTIONS  
 Photometer: SP1 - 76IN SPHERE  
 Measurement Geometry: 4π  
 Issue Date: 08/20/2024  
 Manufacturer: COOPER LIGHTING SOLUTIONS  
 Product Line: Streetworks  
 Catalog Number: **MEM2-HTN-SA-40-750-U-5WQ-2**  
 Description: Epic Modern Light Square 40W 5WQ Optic and Flare Trim

**Spectral Parameters**

CCT (K): 5094  
 CIE u': 0.2082  
 CIE v': 0.4867  
 Duv: 0.0032  
 CIE x: 0.3430  
 CIE y: 0.3564  
 CIE z: 0.3006  
 Peak Wavelength (nm): 451  
 Dominant Wavelength (nm): 568  
 Purity: 9.86439  
 Rf: 73.7  
 Rg: 93

CRI (Ra):	72.0		
R1:	68.6	R9:	-39.6
R2:	78.1	R10:	47.6
R3:	84.6	R11:	68.2
R4:	71.6	R12:	41.4
R5:	69.6	R13:	70.4
R6:	69.4	R14:	91.4
R7:	80.9	R15:	61.4
R8:	53.1		



**Test Conditions**

Stabilization Time: 20M  
 Operation Time: 1H 20M  
 Sphere Temperature (°C): 24.2

REPORT NUMBER: SP1-2407-157-6

Measurement and Test Equipment			
Instrument	Identification Number	Calibration Date	Calibration Due Date
Photometer	IN0058	6/18/2024	12/18/2024
Power Meter	INXT2011004	2/8/2024	2/8/2025
AC Power Source	IN0063	10/24/2023	10/24/2024
DC Power Source	IN0208	10/24/2023	10/24/2024
Sphere Thermometer	IN0085	10/24/2023	10/24/2024
Room Thermometer	IN0046	10/24/2023	10/24/2024

REPORT NUMBER: SP1-2407-157-6

CIE 1931 Chromaticity Diagram



CIE 1931 Chromaticity Diagram with 2017 ANSI 7-Step and 4-Step Quadrangles



Point lies inside the ANSI 5000K 4-step quadrangle

REPORT NUMBER: SP1-2407-157-6

**Photopic Flux vs. Wavelength**



**Photopic Lumens: NR**

λ (nm)	Power W <sup>^</sup> /nm	Lumens (φ/nm)	λ (nm)	Power W <sup>^</sup> /nm	Lumens (φ/nm)	λ (nm)	Power W <sup>^</sup> /nm	Lumens (φ/nm)	λ (nm)	Power W <sup>^</sup> /nm	Lumens (φ/nm)	λ (nm)	Power W <sup>^</sup> /nm	Lumens (φ/nm)
360	0	NR	490	114	NR	620	361	NR	750	9	NR	880	0	NR
365	0	NR	495	145	NR	625	326	NR	755	8	NR	885	0	NR
370	0	NR	500	197	NR	630	294	NR	760	7	NR	890	0	NR
375	0	NR	505	259	NR	635	261	NR	765	6	NR	895	0	NR
380	0	NR	510	319	NR	640	232	NR	770	5	NR	900	0	NR
385	0	NR	515	373	NR	645	204	NR	775	4	NR	905	0	NR
390	0	NR	520	414	NR	650	179	NR	780	4	NR	910	0	NR
395	1	NR	525	445	NR	655	157	NR	785	3	NR	915	0	NR
400	3	NR	530	465	NR	660	136	NR	790	3	NR	920	0	NR
405	5	NR	535	482	NR	665	118	NR	795	2	NR	925	0	NR
410	9	NR	540	493	NR	670	102	NR	800	2	NR	930	0	NR
415	18	NR	545	505	NR	675	87	NR	805	2	NR	935	0	NR
420	36	NR	550	515	NR	680	75	NR	810	2	NR	940	0	NR
425	72	NR	555	527	NR	685	65	NR	815	1	NR	945	0	NR
430	134	NR	560	540	NR	690	56	NR	820	1	NR	950	0	NR
435	242	NR	565	550	NR	695	48	NR	825	1	NR	955	0	NR
440	407	NR	570	557	NR	700	41	NR	830	1	NR	960	0	NR
445	684	NR	575	561	NR	705	35	NR	835	1	NR	965	0	NR
450	988	NR	580	559	NR	710	30	NR	840	1	NR	970	0	NR
455	828	NR	585	551	NR	715	26	NR	845	1	NR	975	0	NR
460	473	NR	590	537	NR	720	22	NR	850	1	NR	980	0	NR
465	333	NR	595	516	NR	725	19	NR	855	0	NR	985	0	NR
470	232	NR	600	491	NR	730	16	NR	860	0	NR	990	0	NR
475	146	NR	605	461	NR	735	14	NR	865	0	NR	995	0	NR
480	113	NR	610	429	NR	740	12	NR	870	0	NR	1000	0	NR
485	106	NR	615	395	NR	745	10	NR	875	0	NR			

REPORT NUMBER: SP1-2407-157-6

**Scotopic Flux vs. Wavelength**



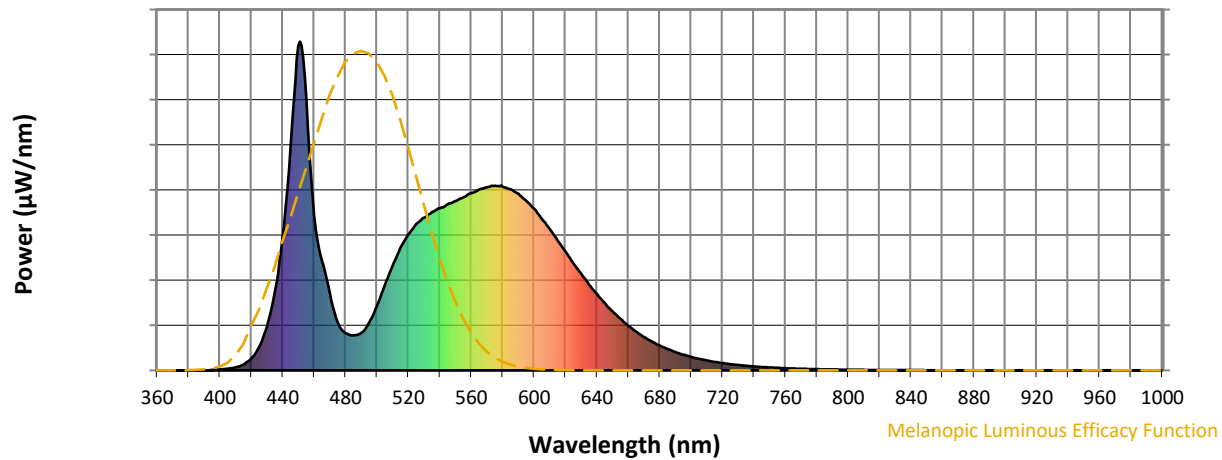
**Scotopic Lumens: NR**

**S/P: 1.81**

$\lambda$ (nm)	Power W <sup>^</sup> /nm	Lumens ( $\phi$ /nm)	$\lambda$ (nm)	Power W <sup>^</sup> /nm	Lumens ( $\phi$ /nm)	$\lambda$ (nm)	Power W <sup>^</sup> /nm	Lumens ( $\phi$ /nm)	$\lambda$ (nm)	Power W <sup>^</sup> /nm	Lumens ( $\phi$ /nm)	$\lambda$ (nm)	Power W <sup>^</sup> /nm	Lumens ( $\phi$ /nm)
360	0	NR	490	114	NR	620	361	NR	750	9	NR	880	0	NR
365	0	NR	495	145	NR	625	326	NR	755	8	NR	885	0	NR
370	0	NR	500	197	NR	630	294	NR	760	7	NR	890	0	NR
375	0	NR	505	259	NR	635	261	NR	765	6	NR	895	0	NR
380	0	NR	510	319	NR	640	232	NR	770	5	NR	900	0	NR
385	0	NR	515	373	NR	645	204	NR	775	4	NR	905	0	NR
390	0	NR	520	414	NR	650	179	NR	780	4	NR	910	0	NR
395	1	NR	525	445	NR	655	157	NR	785	3	NR	915	0	NR
400	3	NR	530	465	NR	660	136	NR	790	3	NR	920	0	NR
405	5	NR	535	482	NR	665	118	NR	795	2	NR	925	0	NR
410	9	NR	540	493	NR	670	102	NR	800	2	NR	930	0	NR
415	18	NR	545	505	NR	675	87	NR	805	2	NR	935	0	NR
420	36	NR	550	515	NR	680	75	NR	810	2	NR	940	0	NR
425	72	NR	555	527	NR	685	65	NR	815	1	NR	945	0	NR
430	134	NR	560	540	NR	690	56	NR	820	1	NR	950	0	NR
435	242	NR	565	550	NR	695	48	NR	825	1	NR	955	0	NR
440	407	NR	570	557	NR	700	41	NR	830	1	NR	960	0	NR
445	684	NR	575	561	NR	705	35	NR	835	1	NR	965	0	NR
450	988	NR	580	559	NR	710	30	NR	840	1	NR	970	0	NR
455	828	NR	585	551	NR	715	26	NR	845	1	NR	975	0	NR
460	473	NR	590	537	NR	720	22	NR	850	1	NR	980	0	NR
465	333	NR	595	516	NR	725	19	NR	855	0	NR	985	0	NR
470	232	NR	600	491	NR	730	16	NR	860	0	NR	990	0	NR
475	146	NR	605	461	NR	735	14	NR	865	0	NR	995	0	NR
480	113	NR	610	429	NR	740	12	NR	870	0	NR	1000	0	NR
485	106	NR	615	395	NR	745	10	NR	875	0	NR			

REPORT NUMBER: SP1-2407-157-6

Melanopic Flux vs. Wavelength



Melanopic Lumens: NR

M/P: 3.73

λ (nm)	Power W <sup>^</sup> /nm	Lumens (φ/nm)	λ (nm)	Power W <sup>^</sup> /nm	Lumens (φ/nm)	λ (nm)	Power W <sup>^</sup> /nm	Lumens (φ/nm)	λ (nm)	Power W <sup>^</sup> /nm	Lumens (φ/nm)	λ (nm)	Power W <sup>^</sup> /nm	Lumens (φ/nm)
360	0	NR	490	114	NR	620	361	NR	750	9	NR	880	0	NR
365	0	NR	495	145	NR	625	326	NR	755	8	NR	885	0	NR
370	0	NR	500	197	NR	630	294	NR	760	7	NR	890	0	NR
375	0	NR	505	259	NR	635	261	NR	765	6	NR	895	0	NR
380	0	NR	510	319	NR	640	232	NR	770	5	NR	900	0	NR
385	0	NR	515	373	NR	645	204	NR	775	4	NR	905	0	NR
390	0	NR	520	414	NR	650	179	NR	780	4	NR	910	0	NR
395	1	NR	525	445	NR	655	157	NR	785	3	NR	915	0	NR
400	3	NR	530	465	NR	660	136	NR	790	3	NR	920	0	NR
405	5	NR	535	482	NR	665	118	NR	795	2	NR	925	0	NR
410	9	NR	540	493	NR	670	102	NR	800	2	NR	930	0	NR
415	18	NR	545	505	NR	675	87	NR	805	2	NR	935	0	NR
420	36	NR	550	515	NR	680	75	NR	810	2	NR	940	0	NR
425	72	NR	555	527	NR	685	65	NR	815	1	NR	945	0	NR
430	134	NR	560	540	NR	690	56	NR	820	1	NR	950	0	NR
435	242	NR	565	550	NR	695	48	NR	825	1	NR	955	0	NR
440	407	NR	570	557	NR	700	41	NR	830	1	NR	960	0	NR
445	684	NR	575	561	NR	705	35	NR	835	1	NR	965	0	NR
450	988	NR	580	559	NR	710	30	NR	840	1	NR	970	0	NR
455	828	NR	585	551	NR	715	26	NR	845	1	NR	975	0	NR
460	473	NR	590	537	NR	720	22	NR	850	1	NR	980	0	NR
465	333	NR	595	516	NR	725	19	NR	855	0	NR	985	0	NR
470	232	NR	600	491	NR	730	16	NR	860	0	NR	990	0	NR
475	146	NR	605	461	NR	735	14	NR	865	0	NR	995	0	NR
480	113	NR	610	429	NR	740	12	NR	870	0	NR	1000	0	NR
485	106	NR	615	395	NR	745	10	NR	875	0	NR			

**Summary**

$R_f = 73.7$   
 $R_g = 93$   
 $CIE R_a = 72.0$   
 $R_9 = -39.6$



**Color Vector Graphics**





Individual Sample Fidelity Index ( $R_{f,i}$ )

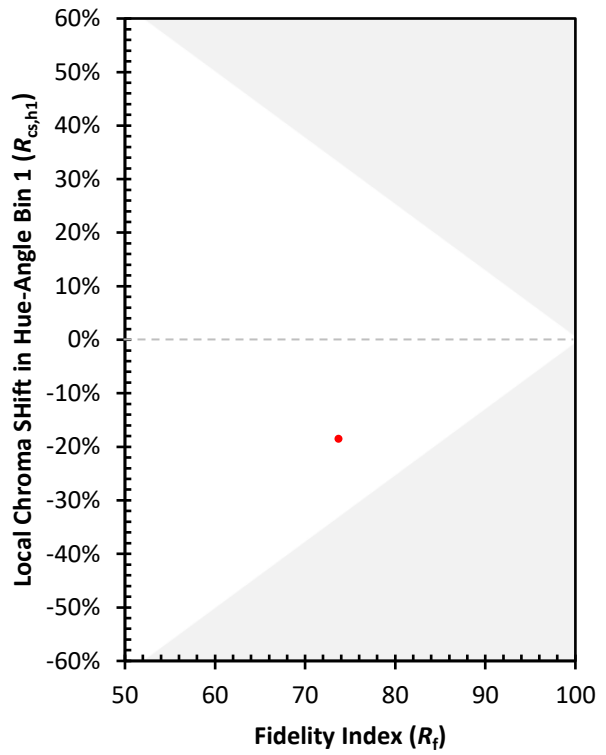
CES01 = 85	CES26 = 62	CES51 = 90	CES76 = 50
CES02 = 59	CES27 = 88	CES52 = 89	CES77 = 67
CES03 = 30	CES28 = 80	CES53 = 79	CES78 = 53
CES04 = 69	CES29 = 69	CES54 = 84	CES79 = 80
CES05 = 46	CES30 = 88	CES55 = 83	CES80 = 77
CES06 = 50	CES31 = 72	CES56 = 74	CES81 = 78
CES07 = 38	CES32 = 62	CES57 = 73	CES82 = 90
CES08 = 38	CES33 = 82	CES58 = 73	CES83 = 90
CES09 = 29	CES34 = 69	CES59 = 86	CES84 = 85
CES10 = 72	CES35 = 83	CES60 = 88	CES85 = 77
CES11 = 56	CES36 = 87	CES61 = 82	CES86 = 75
CES12 = 61	CES37 = 78	CES62 = 81	CES87 = 76
CES13 = 41	CES38 = 98	CES63 = 73	CES88 = 81
CES14 = 74	CES39 = 96	CES64 = 63	CES89 = 72
CES15 = 70	CES40 = 91	CES65 = 60	CES90 = 80
CES16 = 46	CES41 = 96	CES66 = 56	CES91 = 71
CES17 = 49	CES42 = 79	CES67 = 53	CES92 = 58
CES18 = 55	CES43 = 78	CES68 = 63	CES93 = 74
CES19 = 71	CES44 = 99	CES69 = 72	CES94 = 52
CES20 = 63	CES45 = 86	CES70 = 55	CES95 = 64
CES21 = 85	CES46 = 85	CES71 = 46	CES96 = 76
CES22 = 77	CES47 = 89	CES72 = 82	CES97 = 86
CES23 = 91	CES48 = 80	CES73 = 45	CES98 = 76
CES24 = 90	CES49 = 83	CES74 = 90	CES99 = 62
CES25 = 71	CES50 = 89	CES75 = 48	



Color Rendition by Hue-Angle Bin



Measure Comparisons



(END OF REPORT)